

# STG 1928 and USGI Thompson SMG Picatinny Bipod Adapter Installation Instructions

1) Remove the Forend Mount Screw and remove move the Forend.



- Horizontal Forend USGI 1928 & M1: use a plain screw driver to remove the #14-24 slotted screw.

- For the STG 1928: Horizontal Forend: use a 1/8" hex key wrench to remove the 1/4"-20 low head screw.




2) Align the Bipod Adapter on the resting bar.

3) Secure the Bipod Adapter to the Resting Bar with your Forend Mount Screw.



4) Snug the Rear Set Screw to the Resting Bar with a 5/64" hex key wrench to tighten the overall fit.

**STG 1928**



**USGI Resting Bar**

